



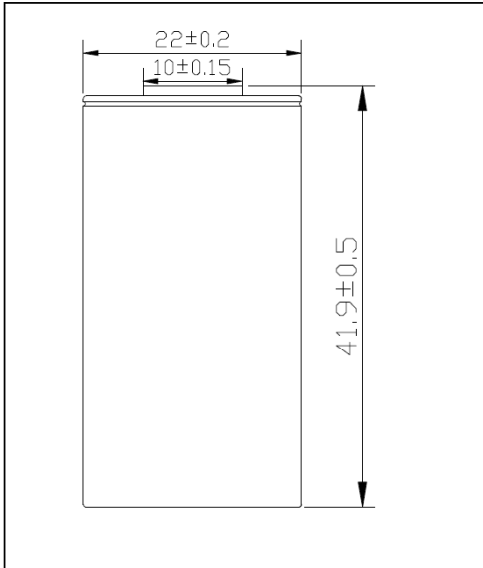
SPECIFICATIONS

Sealed Rechargeable Nickel Cadmium Ni-CD 1800mAh Sub C

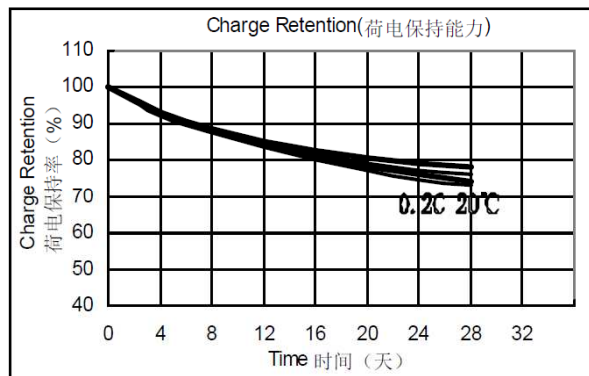
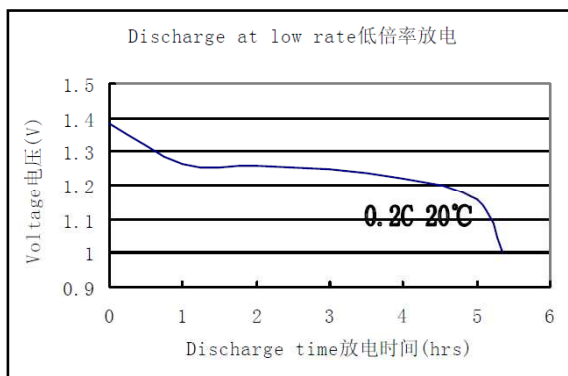
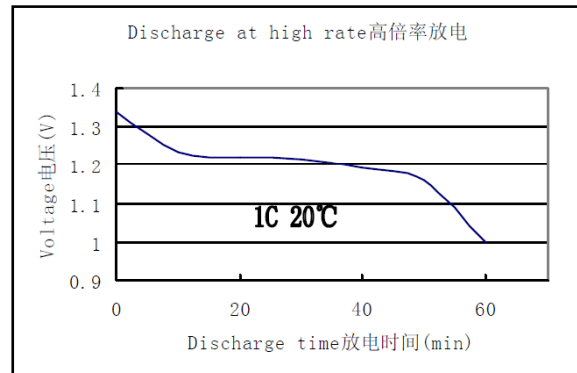
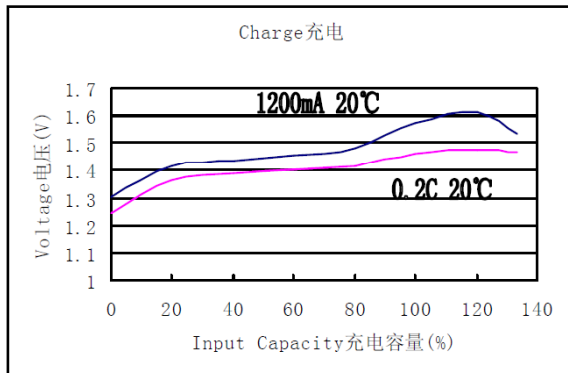
MODEL No: NCSC1800

Description: 1800mAh SC SIZE Ni-Cd

Specification



Nominal Capacity		1800 mAh	
Nominal Voltage		1.2 V	
Charge current	Standard	180mA	
	Quick	540mA	
	Fast	1200mA	
Charge time	Standard	14~16 Hrs	
	Quick	4.0 Hrs	
	Fast	1.8Hrs	
Ambient Temperature	Charge	Standard	0°C~35°C
		Quick	10°C~35°C
		Fast	10°C~35°C
	Discharge		-30°C~60°C
Storage		-30°C~35°C	
Internal Impedance(mΩ) (Upon fully charge)		Max ≤ 18	
Weight		44.2g	





SPECIFICATIONS

Sealed Rechargeable Nickel Cadmium Ni-CD 1800mAh Sub C

2. PERFORMANCE

Unless otherwise stated, tests should be done within one month of delivery under the following conditions:

Ambient Temperature: T: $20 \pm 5^\circ\text{C}$

Relative Humidity: $65 \pm 20\%$

Test Item	Test Conditions				Requirements
(1)Standard Charge	Charge is conducted continuously for 16 hours at the constant current of 180mA(0.1C) after pre-discharge at the constant current of 360mA (0.2C) up to a cut-off voltage of 1.0V/cell				
(2)Open-circuit Voltage	Voltage between terminals of the charged battery specified in item (1) is measured after rest for 1 hour				$\geq 1.25\text{V}$
(3)Capacity (0.2C)	Capacity of the charged battery specified in item (1) is measured at 360mA (0.2C) up to a cut-off voltage of 1.0V after rest for 15 minutes. If the discharge time doesn't reach the specified value, the test may be carried out further twice, up to three times in total.				$\geq 1800\text{mAh}$
(4)High rate discharge(1800mA)	Discharge time of the charged battery specified in item (1) is measured at 1800mA up to a cut-off voltage of 1.0V after rest for 15 minutes. If the discharge time doesn't reach the specified value, the test may be carried out further twice, up to three times in total.				$\geq 54\text{minutes}$
(5)Fast charge	Charge: $1200\text{mA} \times 1.8$ hours (charging Cut off $= -\Delta V = 5 \sim 10\text{mV/cell}$ or Temp.Cut off $= 50^\circ\text{C}$)				
(6)Trickle charge current	59.4mA(0.033C)~90 mA (0.05C)				
(7)Charge retention	Capacity of the charged battery specified in item (1) is measured at 360mA(0.2C) up to a cut-off voltage of 1.0V after rest for 28 days at 20°C .				$\geq 70\%$
(8)IEC Cycle life (IEC61951-1 (2003) 7.4.1.1)	Cycle No	Charge	Rest	Discharge	≥ 500
	1	$0.1\text{C} \times 16\text{h}$	None	$0.25\text{C} \times 140\text{min}$	
	2-48	$0.25\text{C} \times 190\text{min}$	None	$0.25\text{C} \times 140\text{min}$	
	49	$0.25\text{C} \times 190\text{min}$	None	0.25C to 1.0v	
	50	$0.1\text{C} \times 16\text{h}$	1-4h	0.2C to 1.0v	
Cycles 1 to so shall be repeated until the discharge duration on any 50 th cycle becomes less than 3h					
(9) Accelerated cycle life	Charge: $900\text{mA} (0.5\text{C}) \times 2.4$ hours (charging Cut off $= -\Delta V = 5 \sim 10\text{mV/cell}$ or Temp.Cut off $= 50^\circ\text{C}$) ;Discharge: 1800mA to 1.0V/cell,end-of:70% nominal capacity				≥ 400
(10)Safety valve operation	Forced discharge is conducted for 60 minutes at a constant current of 1800mA(1C) after pre-discharge at a constant current of 360mA(0.2C) up to 0V				Leakage, No explode or disrupt
(11)Leakage	Fully charged at $900\text{mA} (0.5\text{C})$ for 2.4 hour stand for 14 days				No leakage nor deformation

Nesc1800_spec_17 P.2/3

Notice: Unless duly signed and stamped, the information (subject to change without prior notice) contained herein this document is for reference only and should not be used as a criterion for product guarantee or warranty.



SPECIFICATIONS
Sealed Rechargeable Nickel Cadmium
Ni-CD 1800mAh Sub C

(12) Vibration Resistance	Charge the battery 0.1C 16hrs, then leave for 24hrs, check Battery before/after vibration, Amplitude 1.5mm Vibration 3000 CPM Any direction for 60mins.	Change of voltage should be under 0.02V/cell, Change of impedance should be under 5 milli-ohm/cell
(13) Impact Resistance	Charge the battery 0.1C 16hrs Then leave for 24hrs, check bat-before/after dropped, Height 50cm Wooden board(thickness 30mm) Direction not specified, 3 times.	Change of voltage should be under 0.02V/cell Change of impedance should be under 5 milli-ohm/cell

3. EXTERNAL APPEARANCE

The cell/battery shall be free from cracks, scars, breakage, rust, discoloration, leakage nor deformation.

4. CAUTION

- (1) Reverse charging is not acceptable.
- (2) Charge before use. The cells/batteries are delivered in an uncharged state.
- (3) Do not charge/discharge with more than our specified current.
- (4) Do not short circuit the cell/battery Permanent damage to the cell/battery may result.
- (5) Do not incinerate or mutilate the cell/battery.
- (6) Do not solder directly to the cell/battery.
- (7) The life expectancy may be reduced if the cell/battery is subjected adverse conditions like: extreme temperature, deep cycling, excessive overcharge/ over-discharge.
- (8) Store the cell/battery uncharged in a cool dry place. Always discharge batteries before bulk storage or shipment.